

Maternal Health in Slum Colonies of Kochi, Kerala

Priyanka Idicula
& Amy Davies

Birth for Change

Dr Allison Wren
HWDI



HARDIE WREN
DEVELOPMENT
INITIATIVES



City Sanitation Plan, 2011



- Access to toilets
- Drainage network
- Water supply
- Waste water management
- Solid waste management
- Governance issues
- Financial sustainability



Survival Strategies of Women Slum Dwellers in Kerala

Dr Gladis Mary John, 2012-2014 for the Cochin Corporation

Major Conclusions

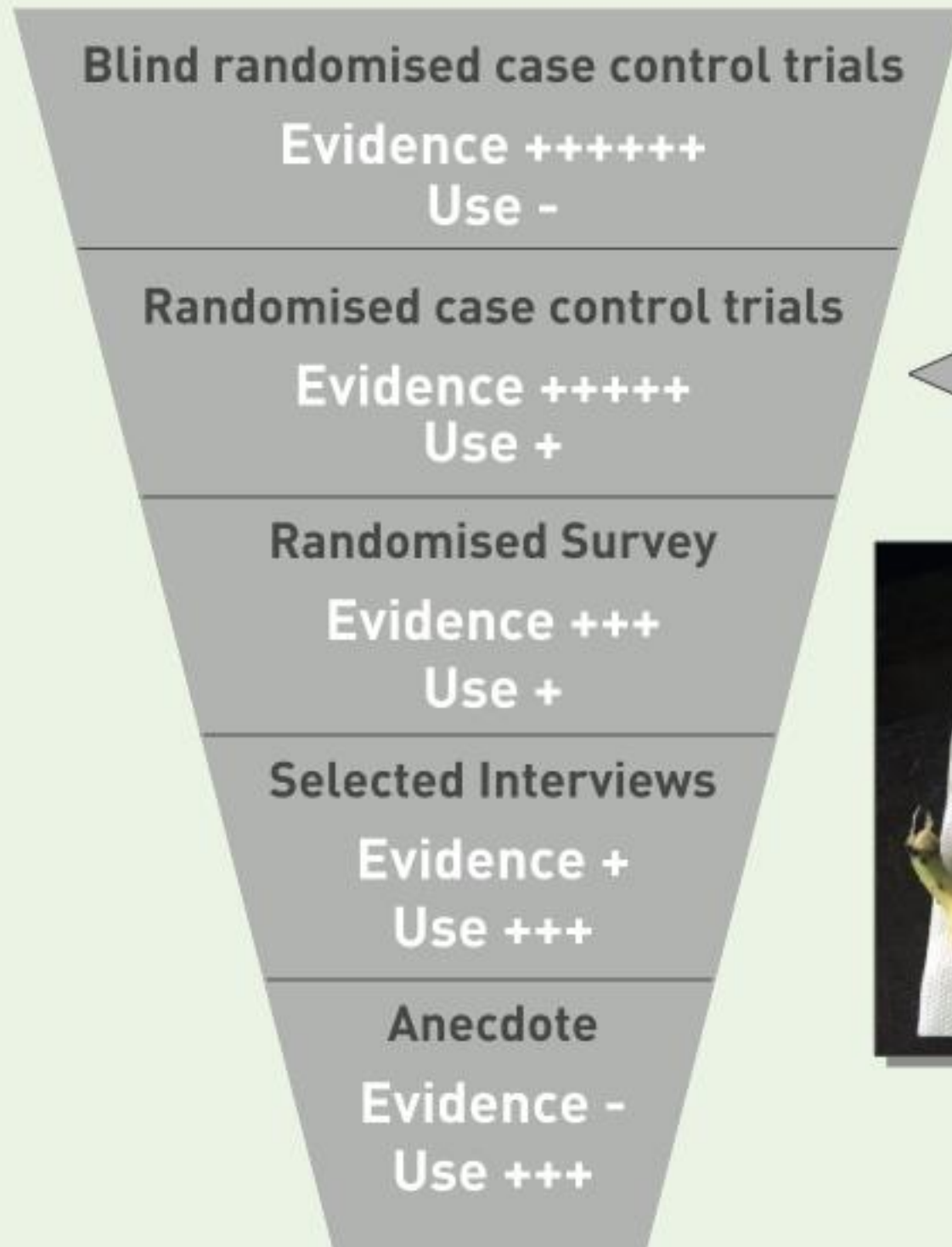
1. Pop = 603,597, 32% in 280 slum colonies, study involved 4 of these.
2. 50% of women work, no formal education facilities available.
3. 90% poor families lack drainage, some 4hrs water per day.
4. 40% have chronic health problems, no mental health available.
5. Lack of knowledge of health, welfare rights, no continued programmes.
6. Excessive use of alcohol and drugs, 60% victims of crime.

HARDIE WREN
DEVELOPMENT
INITIATIVES




Project Design

Participatory Impact Assessment



SYSTEMATIC PIA
Evidence ++++
Use +



**HARDIE WREN
DEVELOPMENT
INITIATIVES**



Project Design

Phased Approach

Phase 1

Baseline survey, randomised first 100 women, aged 18-60, from 82 households in 2 slum colonies, Udaya and PMT. Answers analysed by: surveygizmo.com
COMPLETED.

Phase 2

6 Monthly education sessions aspects of maternal health and effects of diet, smoking +drug use. An impart question asked at the beginning and end of each session, use of incentives.
COMPLETED.

Phase 3

2nd door-to-door questionnaire after 2-3 months to test for longer term reflection, behavioral changes, use of a contraceptives group.
WILL BEGIN SOON.

**HARDIE WREN
DEVELOPMENT
INITIATIVES**



Phase 1 - baseline survey

Family Background

SNAPSHOT

98% Moved to slum

Family size 1-3 children

28% Illiteracy

84% Some education

83% Had been pregnant

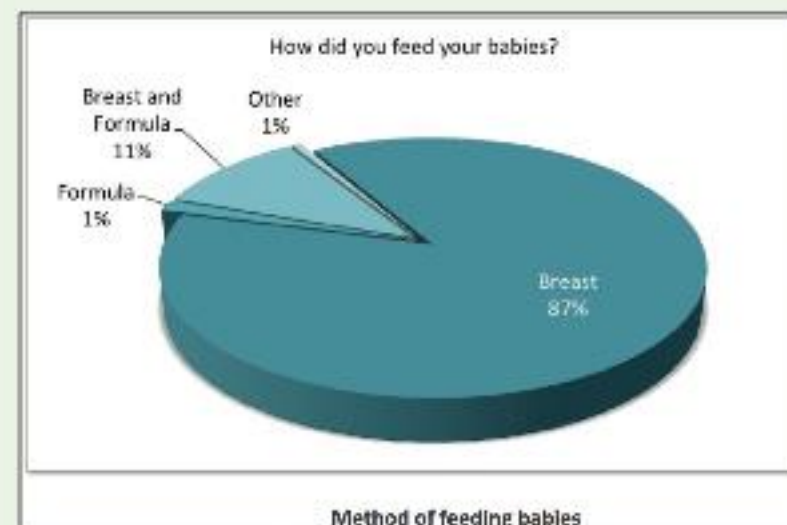
96% Born in hospital
(62% - Government
33% - Private)

32% By caesarean section

28% Had a miscarriage

	Number of responses	% Responses	% Respondents
Normal birth	103	68.21%	93.75%
Instrumental- ventouse/forceps	0	0.00%	
Caesarean section	45	31.79%	
Total births	151	100%	
Total responses question	75		
Did not answer question	5		6.25%
Total	80		100.00%

How was each child born?



Reason	Number of responses	% Responses	% Respondents
Continuing education	9	10.71%	67.00%
Not sent to school	2	2.38%	
Not interested in studying	9	10.71%	
Failed Grade/Degree	7	8.33%	
Parents(s) Alcoholic	3	3.57%	
Death of parent(s)	3	3.57%	
Ill health of parents	4	4.76%	
Personal Illness	2	2.38%	
Financial difficulties	22	26.19%	
Household responsibilities	7	8.33%	
Marriage	3	3.57%	
Pregnancy	1	1.19%	
Started Work	3	3.57%	
Other	9	10.71%	
Total reasons	84	100%	
Total responses question	67		
Did not answer question	33		33.00%
Total	100		100.00%

why did you stop going to school?

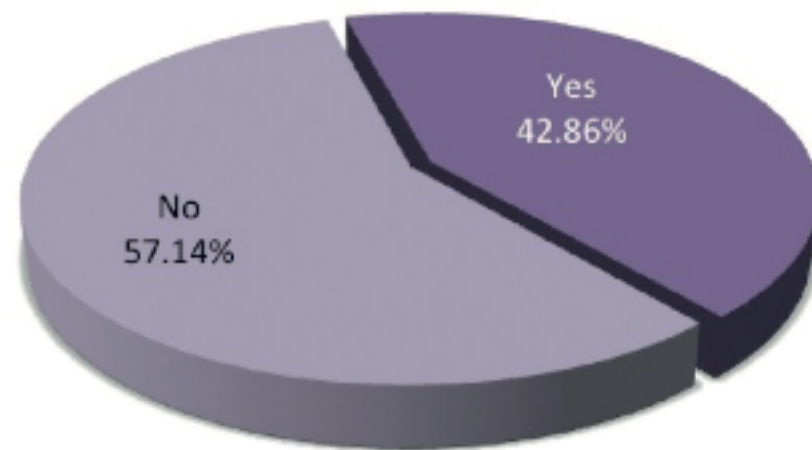
**HARDIE WREN
DEVELOPMENT
INITIATIVES**



Phase 1 - baseline survey

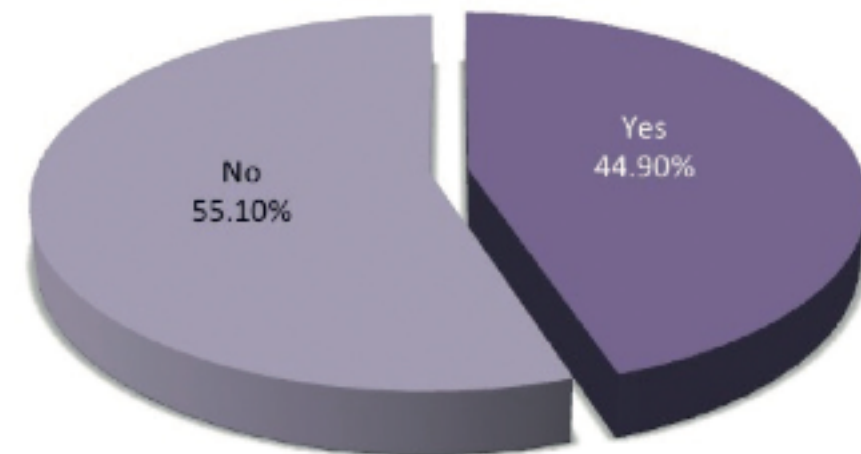
Menstruation - 1

Did your mother tell you anything about menstruation?



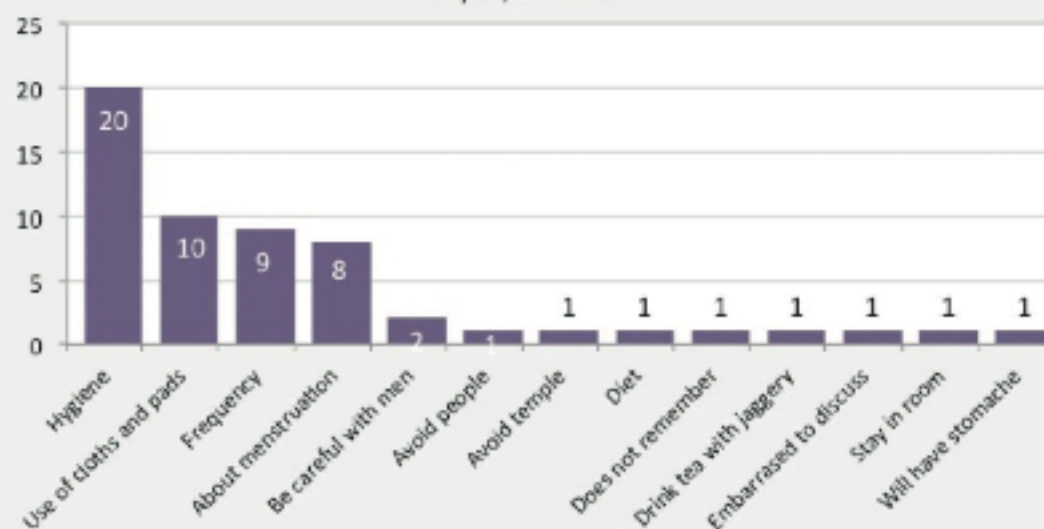
Taught about menstruation by mother

If you have daughters, have you told them anything about menstruation?



Told daughter(s) about menstruation

If yes, what was it?



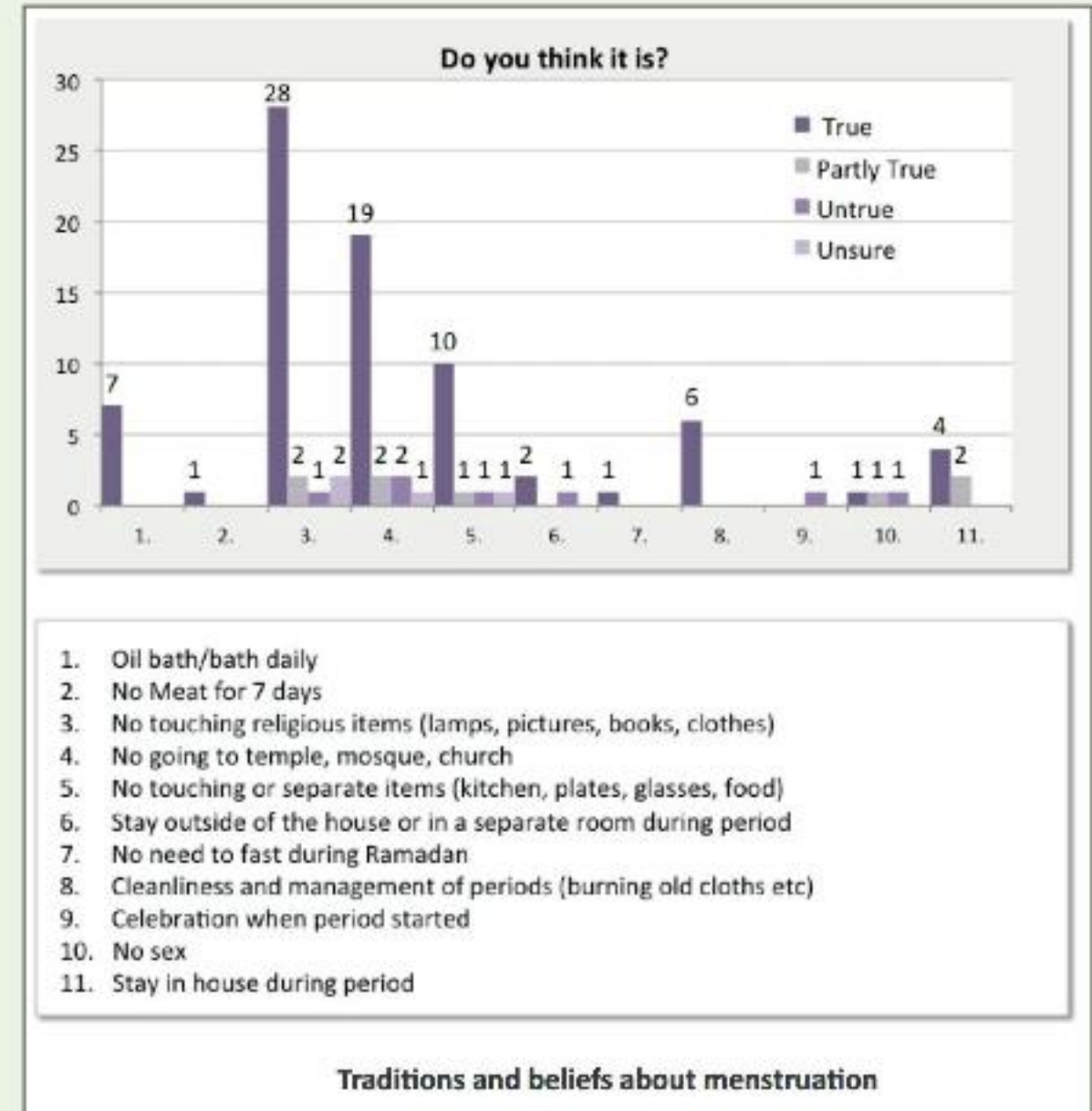
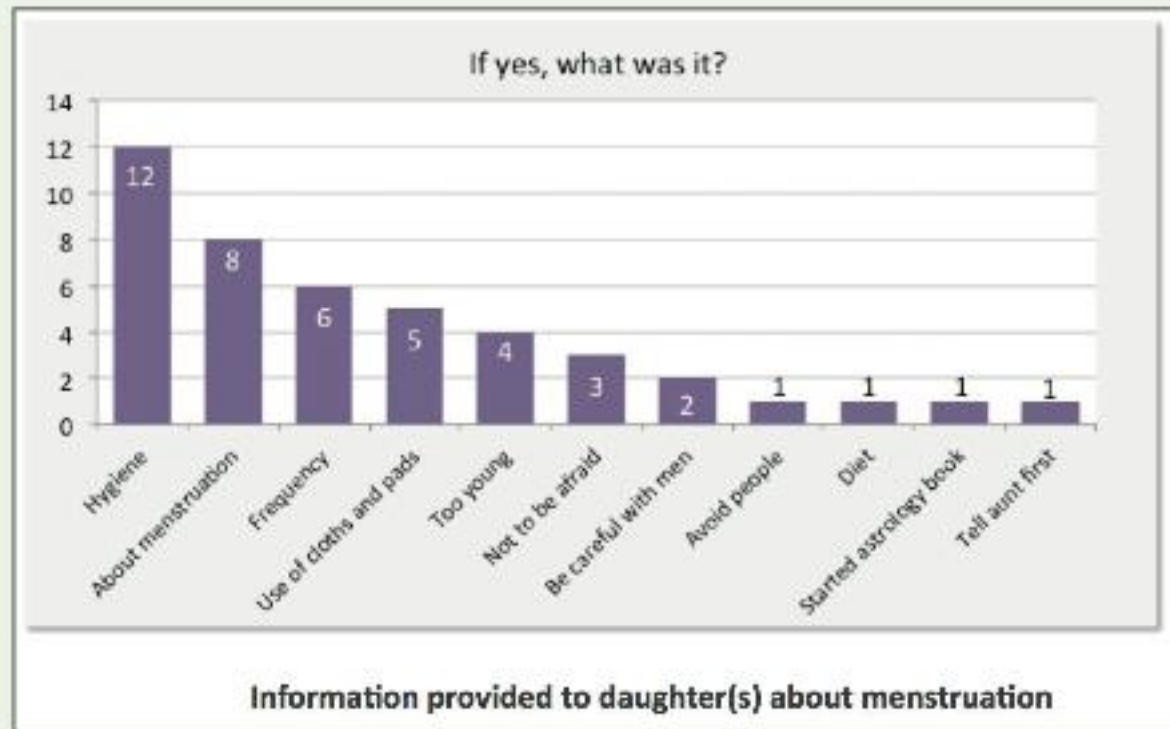
Information about menstruation provided by mother

HARDIE WREN
DEVELOPMENT
INITIATIVES



Phase 1 - baseline survey

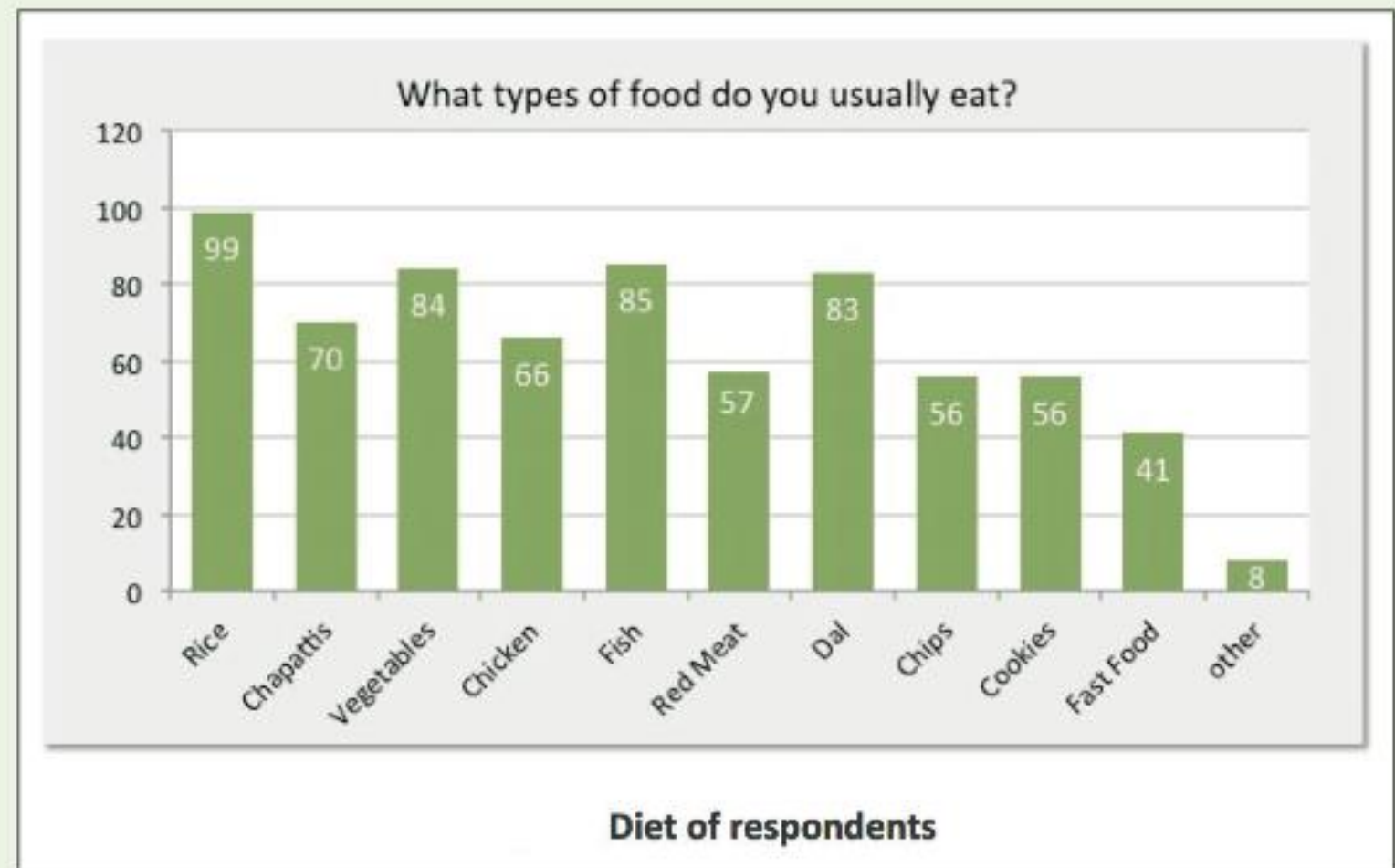
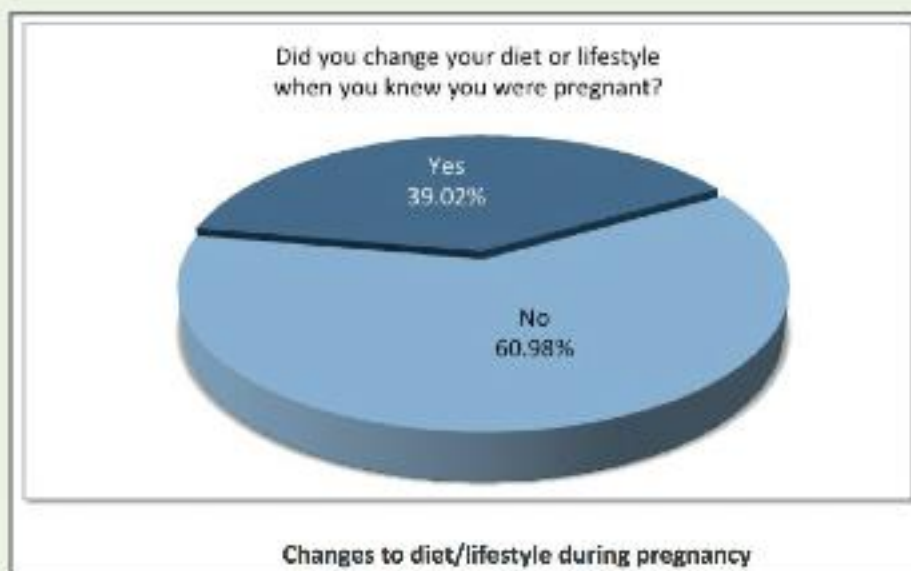
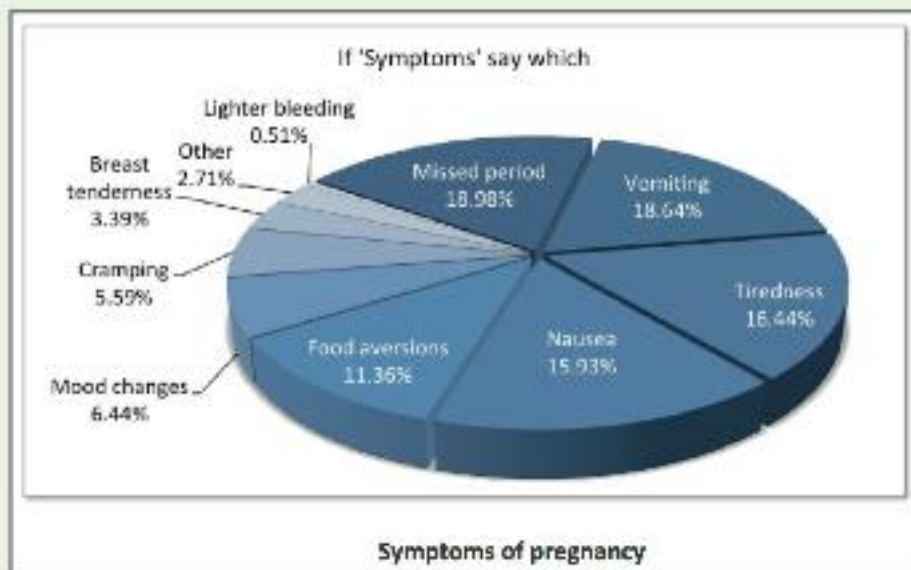
Menstruation - 2



Phase 1 - baseline survey

Contraception + Pregnancy

82.2% Were aware of some form of contraception... **BUT** 84% used **NO** contraception.
 2.8% Reported staying active during pregnancy
 28% Back for more rest or total rest
 48% Had some education about diet



HARDIE WREN
DEVELOPMENT
INITIATIVES



Phase 1 - baseline survey

Income and Expenditure

SNAPSHOT

51.5% Had a job

55% Reported husband working

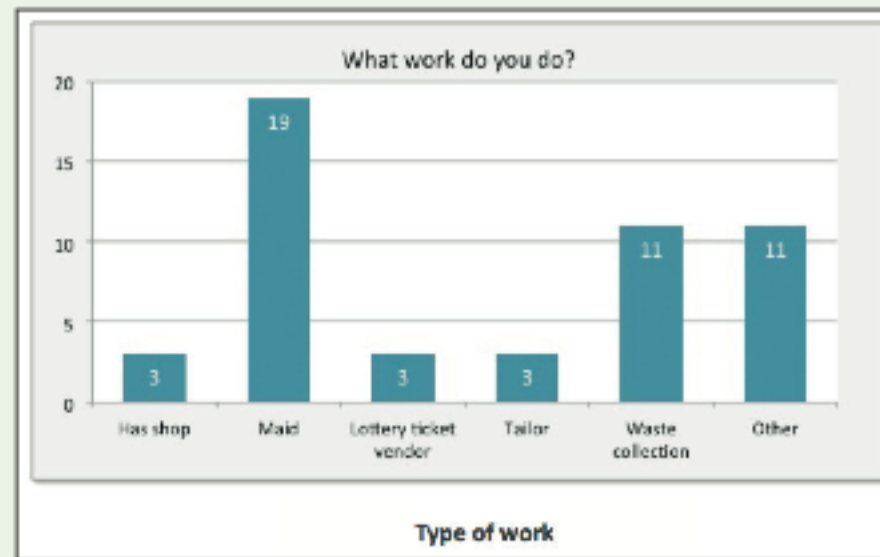
Monthly income between \$15 - \$314
(most \$78 - \$118)

“Other” expenditure included

50% Utilities

26% Private education

20% Medical bills



Expenditure	Number of responses	% Responses	% Respondents
Food	93	26.04%	96.00%
Rent	26	8.33%	
Alcohol	24	2.08%	
Smoking	30	0.00%	
Transport	33	1.04%	
Clothing	48	1.04%	
Loans	63	29.17%	
Other	42	32.29%	
Total types of expenditure	359	100.00%	
Total responses	96		
Did not answer question	4		4.00%
Total	100		100.00%

What is the item that you spend the greatest amount of your income on?

HARDIE WREN
DEVELOPMENT
INITIATIVES



Phase 1 - baseline survey

Conclusions



Diet

Smoking/Alcohol Use

Private Education

Breast Feeding



**Knowledge of Menstruation
and Pregnancy**

Birth Practices

**Divisions between
Men and Women**

Social Taboos

Income Stagnation

**HARDIE WREN
DEVELOPMENT
INITIATIVES**



Phase 2 - Health Clinic and 6 Monthly Classes with before/after impact questions

CLASSES

x

ACTIVITIES

=

FINDINGS

Menstruation

Diet

Alcohol/Smoking

Pregnancy

Childcare

Birth Practices

Films

Posters

Games

Quizzes

Cyclebeads

Meals

Fe/Ca supplements

Trip to beach

Initial enthusiasm

Dwindling attendance
and interest

Competition

Slum"Wars"

Analysis of impact
questions underway

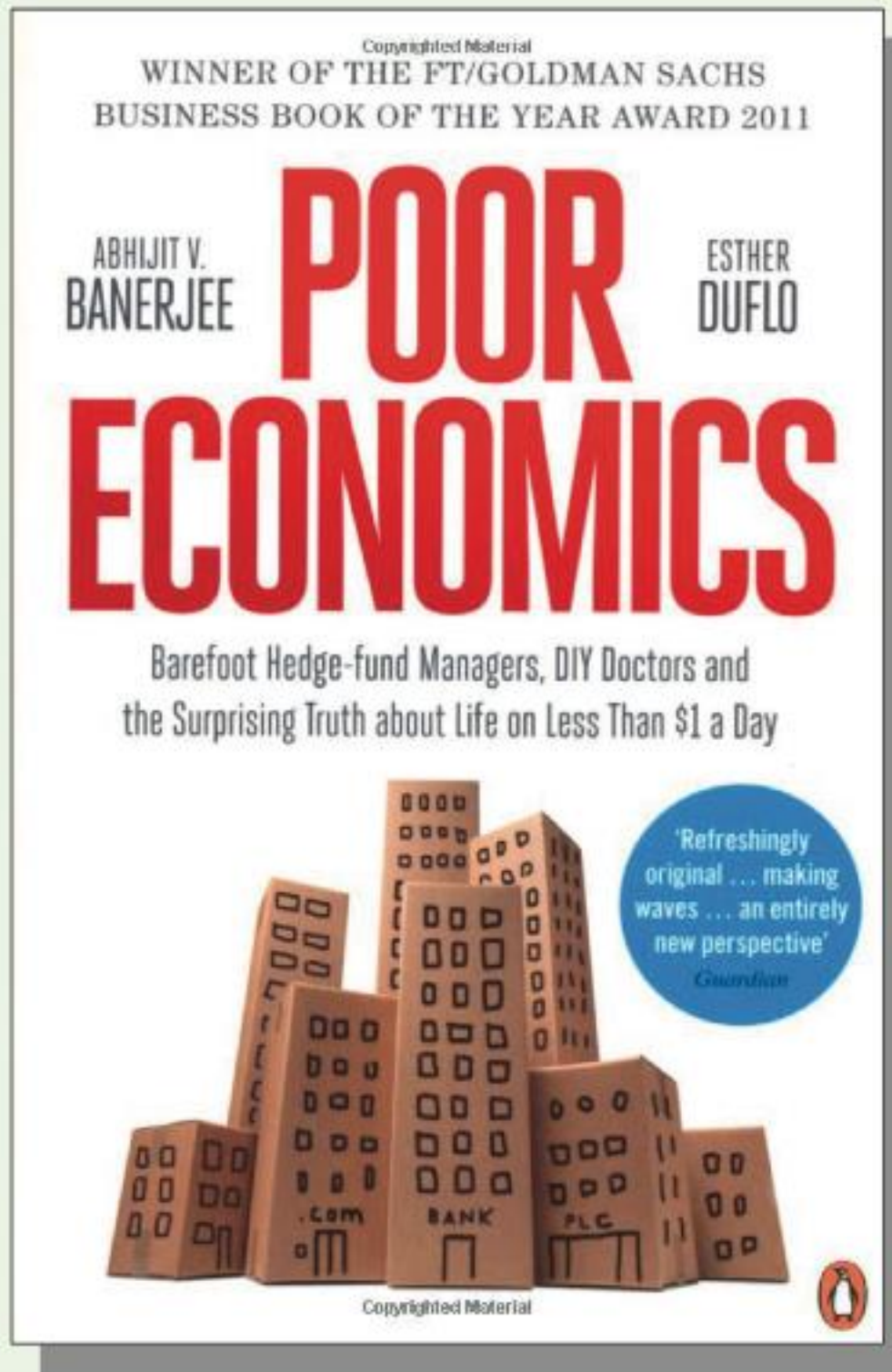
Adaptations - focus on
menstruation/pregnancy
outreach to rural areas



**HARDIE WREN
DEVELOPMENT
INITIATIVES**

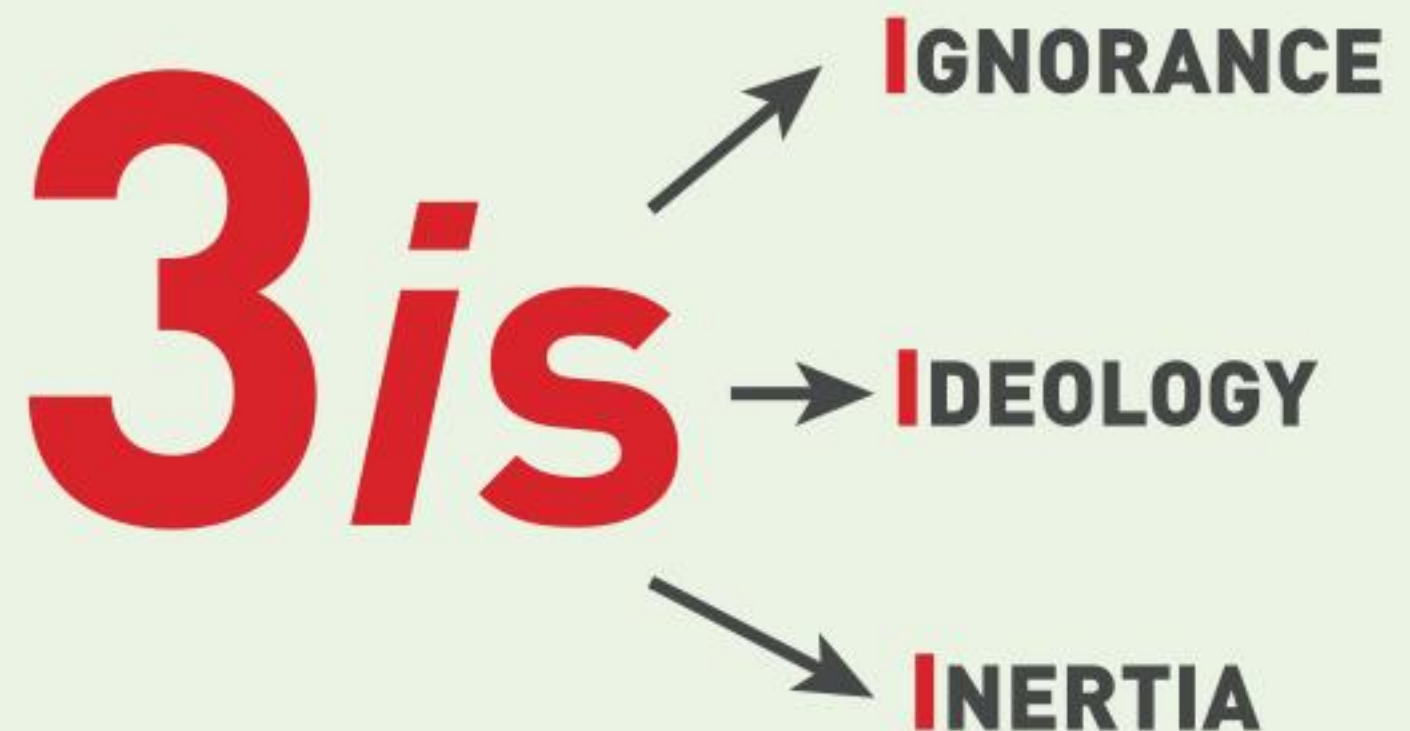


Phases 1 + 2 - Interim Conclusions



“POOR ECONOMICS”

Abhijit Banerjee and Esther Duflo
2011, Penguin Books



HARDIE WREN
DEVELOPMENT
INITIATIVES



Acknowledgements

Kochi
Birth for Change
and Volunteers



UK

Project Design
Rob Davies (NIDA)
Graphics
Carol Usher (NIDA)
Presentation Design
Bob Luck
(Whitebeard Arts)

HARDIE WREN
DEVELOPMENT
INITIATIVES



HARDIE WREN DEVELOPMENT INITIATIVES



VISION

This new UK-based NGO seeks to support pilot projects and a world where everyone has a basic science literacy, bringing greater confidence and empowerment to help solve day to day problems, and understand the technical underpinnings of our lives to bring about social change for the better.

MISSION

HWDI believes that there must be a fundamental rethinking of how individuals and communities learn. To bring about wider and deeper information landscapes for all it will work across sectors to establish innovative partnerships between traditional and nontraditional players to address the interdependent challenges of combating ignorance.



HWDI are delighted to announce our ISLA 2017 winner

Dr Susan Nasif Obeid of  and her Virology Comics

Please visit our ECIL poster to see examples of the comics and how we might all use them to increase Science Literacy.

